


 **Infinity**
by HARMAN®

**Product
Catalogue
2020**

**FIND WHAT FITS
YOUR CAR**



**Experience
Real
Sound**

Everywhere you go

**CHINHAN
TECH**

WWW.CHINHANTECH.COM

INFINITY, SOUND THAT GOES BEYOND

Founded by aerospace engineer, we are constantly in pursuit of the perfection of sound through pushing the boundaries, always on the forefront of leading edge technology. For more than our decades, Infinity has made audio experience a lot more satisfying to car audio enthusiasts. The premier choice by many renowned car brands as well as world famous musicians.

We pride ourselves in manufacturing and engineering products ranging from car speakers, subwoofers, amplifiers, marine speakers to home speakers, to outperform everything else on the road. Well-known for the excellent quality and elements, our speakers will provide you with long-lasting listening pleasure with a combination of clear, high and rich as well as deep mid-range sounds.

With an array of car audio models from Infinity, you can now drive with ease and exhilaration, discover new places with family or friends while creating new memories.



PATENTED PLUS ONE WOOFER CONES*

Enjoy louder sound with increased bass performance

Infinity's patented Plus One Woofer cones provide increased cone area of up to 35% by moving the attachment point between the surround and the frame outward. This makes listening easier with the best in class bass performance and an increase in overall efficiency by up to 2dB.

**Available in Kappa Series.*



TRUE 4 OHM ARCHITECTURE*

Increases output and system efficiency

Ability to extract the most of the power from the amplifier or powered head unit with the lower impedance voice coil. It has an impedance of less than four ohms most of the time and is ideal for use through a component amplifier. Simply put, systems using Infinity speakers with True 4 Ohm Architecture are more efficient, play louder and deliver more bass.


**Available in Kappa Series.*



UNIPIVOT ROTATING TWEETER POST

Optimizes system imaging on multi-elements


The Unipivot allows easy rotation of the tweeter pod to adjust the tweeter to perfect spot to optimize imaging and provide enhance system performance.



EDGE-DRIVEN DOME TWEETERS

Higher power handling and broader response

Edge-driven dome provides higher power handling through more heat-dissipating surface area in the voice coil. With the use of narrow dispersion tweeters, it helps ensure positioning for audio excellence.



I-MOUNT™ WITH STARFISH

Ease & flexibility of installation

This design allows easy and versatile installation of tweeters in each of the component systems. It includes a flush cup, surface-mount mounting hardware and easily serviced, and doesn't require removing the whole assembly.



CLARI-FI

The audio signal in real-time and corrects waveform deficiencies to repair and ensure best audio quality for listeners. It works with all compressed audio formats, MP3, AAC, Radio, Playback or Streaming.

ALPHA, BASSLINK & HARMAN SERIES



New Alpha Series speakers make signature Infinity performance remarkably inexpensive. Injection-molded Polypropylene woofers provide a strong foundation of bass and midrange frequencies, and PEI Balanced dome tweeters complete the full-range sound with crisp, high-end frequencies.

PRIMUS SERIES




New Primus speakers feature our patented Plus One™ polypropylene woofers which feature more radiating cone area for increased output and edge-driven tweeters for better high frequency dispersion. Speakers are remarkably transparent at the top with vocals, horns and strings and deliver big bass with plenty of slam.


SPEAKERS



ALPHA 650C
6-1/2" (165mm) 2-Way component system speaker
Power Handling: 45Wrms, 315W Peak @ 4 ohms
Sensitivity (@ 2.83V): 91dB
Frequency Response: 53Hz - 20kHz



ALPHA 6930
6" x 9" (152mm x 230mm) 3-Way coaxial speaker
Power Handling: 70W RMS, 490W peak @ 4 ohms
Sensitivity (@ 2.83V): 92dB
Frequency Response: 50Hz - 21kHz



ALPHA 6520
6-1/2" (160mm) 2-Way Coaxial Speaker
Power Handling: 40W RMS, 280W peak @ 4 ohms
Sensitivity (@ 2.83V): 91dB
Frequency Response: 53Hz - 20kHz



ALPHA 6530
6-1/2" (160mm) 3-Way Coaxial Speaker
Power Handling: 40W RMS, 290W peak @ 4 ohms
Sensitivity (@ 2.83V): 91dB
Frequency Response: 55Hz - 20kHz



ALPHA 4020
4" (100mm) 2-Way coaxial speaker
Power Handling: 25W RMS, 175W peak @ 4 ohms
Sensitivity (@ 2.83V): 88dB
Frequency Response: 75Hz - 20kHz

SPEAKERS



PRIMUS 6510CS
6-1/2" (160 mm) 2-Way component speaker
Power Handling: 80W RMS, 240W peak @ 2.7
Sensitivity (@ 2.83V): 88dB
Frequency Response: 53Hz - 20kHz



PRIMUS 9613IS
6" x 9" (152mm x 230mm) 3-Way Coaxial Speaker
Power Handling: 90W RMS, 270W peak
Sensitivity (@ 2.83V): 89dB
Frequency Response: 46Hz - 21kHz



PRIMUS 6512IS
6-1/2" (160mm) 2-Way Coaxial Speaker
Power Handling: 55W RMS, 165W peak
Sensitivity (@ 2.83V): 88dB
Frequency Response: 53Hz - 20kHz

AMPLIFIERS



PRIMUS 6002A
2 Channel High Power Amplifier
Max Power: 280W Peak
Power Output, 2Ω: 70W RMS x 1
Power Output, 4Ω: 60W RMS x 1



PRIMUS 9004A
4 Channel High Power Amplifier
Max Power: 880W Peak
Power Output, 2Ω: 110W RMS x 1
Power Output, 4Ω: 90W RMS x 1



PRIMUS 1270
12" High Performance Subwoofer
Power Handling: 300W RMS, 1200W peak @ 4 ohms
Sensitivity (@ 2.83V): 91dB
Frequency Response: 35Hz - 200Hz



PRIMUS 6004A
4 Channel High Power Amplifier
Max Power: 1300W Peak
Power Output, 2Ω: 550W RMS x 1
Power Output, 4Ω: 370W RMS x 1



PRIMUS 3000A
Mono Subwoofer High Power Amplifier
Max Power: 600W Peak
Power Output, 2Ω: 300W RMS x 1
Power Output, 4Ω: NA



PRIMUS 1270B
12" High Performance Subwoofer with Box
Power Handling: 300W RMS, 1200W peak @ 4 ohms
Sensitivity (@ 2.83V): 91dB
Frequency Response: 35Hz - 200Hz

SUBWOOFERS

BASSLINK



BASSLINK SM
8" compact powered under-seat subwoofer enclosure
Max Power: 125W Peak
Frequency Response: 35Hz - 120Hz
Fuse: 20A
Maximum Current Draw: 12A
Crossover Frequency: 50Hz - 120Hz
Crossover Slope: 12dB/octave



BASSLINK SM2
8" compact powered under-seat subwoofer enclosure
Max Power: 125W Peak
Frequency Response: 35Hz - 120Hz
Fuse: 15A
Maximum Current Draw: 12A
Crossover Frequency: 50Hz - 120Hz
Crossover Slope: 12dB/octave



BASSLINK DC
Powered subwoofer with 200-watt amp and 10" Sub
Max Power: 200W Peak
Frequency Response: 35Hz - 120Hz
Fuse: 15A
Maximum Current Draw: 12A
Crossover Frequency: 50Hz - 120Hz
Crossover Slope: 12dB/octave

HARMAN



HARMAN RBC
Wired remote subwoofer level control
Remote Bass Control
16.5' Cable (terminated by a RJ-25 connector on each end)

REFERENCE SERIES



New Reference speakers are designed to deliver Infinity's signature sound in more vehicles. They feature edge-driven textile tweeters for smooth, clear highs and the larger models offer an adjustable tweeter output level control for high-frequency optimization based on installation location or the listener's preference.

KAPPA SERIES



Infinity's Kappa speakers set a new standard in car audio. Our Patented Plus One™ woofers deliver tight robust bass and high-output that is detailed and musical. Edge-driven textile dome tweeters with oversized voice coils deliver silky smooth highs with increased thermal power handling for high volume enthusiasts.

SPEAKERS



REFERENCE 6530CX

6-1/2" [160mm] component speaker system
Power Handling: 90W RMS, 270W peak
Sensitivity [@ 2.83V]: 93dB
Frequency Response: 53Hz - 21kHz



REFERENCE 96331X

6" x 9" [152mm x 230mm] 3-Way speaker
Power Handling: 100W RMS, 300W peak
Sensitivity [@ 2.83V]: 94dB
Frequency Response: 46Hz - 30kHz



REFERENCE 6532EX

6-1/2" [160mm] 2-Way Shallow Mount Speaker
Power Handling: 55W RMS, 165W peak
Sensitivity [@ 2.83V]: 93dB
Frequency Response: 46Hz - 21Hz



REFERENCE 6532IX

6-1/2" [160mm] 2-Way Coaxial Speaker
Power Handling: 60W RMS, 180W peak
Sensitivity [@ 2.83V]: 93dB
Frequency Response: 53Hz - 21Hz



REFERENCE 3032CFX

3-1/2" [87mm] 2-Way Coaxial Speaker
Power Handling: 25W RMS, 75W peak
Sensitivity [@ 2.83V]: 91dB
Frequency Response: 85Hz - 21kHz



REFERENCE 9630CX

6" x 9" [152mm x 230mm] component speaker system
Power Handling: 120W RMS, 375W peak
Sensitivity [@ 2.83V]: 93dB
Frequency Response: 46Hz - 21kHz



REFERENCE 96321X

6" x 9" [152mm x 230mm] 2-Way Coaxial Speaker
Power Handling: 100W RMS, 300W peak
Sensitivity [@ 2.83V]: 94dB
Frequency Response: 46Hz - 20kHz



REFERENCE 4032CFX

4" [100mm] 2-Way Coaxial Speaker
Power Handling: 35W RMS, 105W peak
Sensitivity [@ 2.83V]: 92dB
Frequency Response: 75Hz - 21kHz



REFERENCE 375TX

3/4" [19mm] tweeter component speaker
Power Handling: 45W RMS, 135W peak
Sensitivity [@ 2.83V]: 93dB
Frequency Response: 2.5kHz - 21kHz

SPEAKERS



PERFECT 600

6-1/2" [165mm] extreme-performance 2-Way component system
Power Handling: 100 RMS, 400W peak @ 3.5 ohms
Sensitivity [@ 2.83V]: 90dB
Frequency Response: 60Hz - 30kHz



PERFECT 300

3-1/2" [88mm] extreme-performance midrange speaker
Power Handling: 75W RMS, 300W peak
Sensitivity [@ 2.83V]: 88dB
Frequency Response: 150Hz - 10kHz



KAPPA 931X

6" x 9" [152mm x 230mm] 3-Way Coaxial Speaker
Power Handling: 110W RMS, 330W peak @ 2.5 ohms
Sensitivity [@ 2.83V]: 96dB
Frequency Response: 35Hz - 30kHz



KAPPA 621X

6-1/2" [160mm] 2-Way Coaxial Speaker
Power Handling: 75W RMS, 225W peak @ 2.5 ohms
Sensitivity [@ 2.83V]: 95dB
Frequency Response: 45Hz - 25kHz



PERFECT 900

6" x 9" [152mm x 230mm] extreme-performance 2-Way component system
Power Handling: 150 RMS, 600W peak @ 3.5 ohms
Sensitivity [@ 2.83V]: 91dB
Frequency Response: 40Hz - 30kHz



KAPPA 60CSX

6-1/2" [160mm] 2-Way Component System with gap switchable crossover
Power Handling: 100W RMS, 300W peak @ 2.5 ohms
Sensitivity [@ 2.83V]: 93dB
Frequency Response: 45Hz - 35kHz



KAPPA 20MX

2" [50mm] audio dome midrange with bandpass crossover enclosure
Power Handling: 45W RMS, 195W peak @ 2.5 ohms
Sensitivity [@ 2.83V]: 90dB
Frequency Response: 550Hz - 7kHz



KAPPA 90CSX

6" x 9" [152mm x 230mm] 2-Way audio component system with gap switchable crossover
Power Handling: 135W RMS, 405W peak @ 2.5 ohms
Sensitivity [@ 2.83V]: 94dB
Frequency Response: 35Hz - 35kHz

AMPLIFIERS



REFERENCE 704A

High-performance 4-channel amplifier
Max Power: 1000W Peak
Power Output, 2Ω: 100W RMS x 4
Power Output, 4Ω: 70W RMS x 4



REFERENCE 551A

High-performance mono amplifier
Max Power: 1300W Peak
Power Output, 2Ω: 550W RMS x 1
Power Output, 4Ω: 370W RMS x 1



REFERENCE 4555A

High-performance 5-channel amplifier
Max Power: 1800W Peak
Power Output, 2Ω: 100W RMS x 1
Power Output, 4Ω: 320W RMS x 1

SUBWOOFERS



REFERENCE 1200S

12" Component Subwoofer
Power Handling: 250 RMS, 1100W Peak
Sensitivity [@ 2.83V]: 93dB
Frequency Response: 25Hz - 175Hz



REFERENCE 1000S

10" Shallow mount subwoofer
Power Handling, continuous average: 200W @ 2 or 4 ohms
Sensitivity [@ 2.83V/m]: 89dB
Frequency Response: 35Hz - 175Hz



REFERENCE 1200S

12" Shallow Mount Subwoofer
Power Handling: 250 RMS, 1000 Peak
Sensitivity [@ 2.83V]: 92dB
Frequency Response: 27Hz - 175Hz

AMPLIFIERS



KAPPA K2

Class-D High Performance 2-Channel Full Range Audio Power Amplifier
Max Power: 1500W Peak
Power Output, 4Ω: 100W RMS x 4
Power Output, 2Ω: 120W RMS x 4



KAPPA K4

Class-D High Performance 4-Channel Full Range Audio Power Amplifier
Max Power: 1500W Peak
Power Output, 4Ω: 100W RMS x 4
Power Output, 2Ω: 120W RMS x 4



KAPPA K5

Class-D High Performance 5-Channel Audio System Amplifier
Max Power: 2300W Peak
Power Output, 4Ω: 75W RMS x 4
Power Output, 2Ω: 100W RMS x 4



KAPPA K600

Class-D High Performance Mono Audio Subwoofer Amplifier
Max Power: 1500W Peak
Power Output, 4Ω: 600W RMS x 1
Power Output, 2Ω: 380W RMS x 1



KAPPA K1000

Class-D High Performance Mono Audio Subwoofer Amplifier
Max Power: 2600W Peak
Power Output, 4Ω: 1000W RMS x 1
Power Output, 2Ω: 700W RMS x 4

SUBWOOFERS



KAPPA 1200W

12" High Performance Mono Audio Subwoofer
Power Handling: 500W RMS, 2000W Peak @ 2 or 4 ohms
Sensitivity [@ 2.83V]: 91dB
Frequency Response: 25Hz - 175Hz
*Available in 800W and 1000W

Solution For Infinity

Entry Range



Entry Range

A PRIMUS 9004A
4" Channel High Power Class A/B Amplifier

PRIMUS 6004A
Compact 4" Channel High Power A/B Amplifier

B PRIMUS 6510CS
6-1/2" (160mm) 2-Way Component Speaker System

ALPHA 650C
6-1/2" (160mm) 2-Way Component Speaker System

C PRIMUS 6512IS
6-1/2" (160mm) 2-Way Multi Element Speaker

ALPHA 6520
6-1/2" (160mm) 2-Way Coaxial Speaker

D PRIMUS 1270
12" High Performance Subwoofer

E BASSLINK SM
8" Compact Powered Underseat Subwoofer Enclosure

Middle Range



Middle Range

A REFERENCE 704A
High Performance 4-Channel Car Amplifier

REFERENCE 551A
High Performance Mono Car Amplifier

B REFERENCE 6530CX
6-1/2" (160mm) Component Speaker System

C REFERENCE 6532IX
6-1/2" (160mm) Component Speaker System

D REFERENCE 1270
12" Component Subwoofer

E BASSLINK SM
8" Compact Powered Underseat Subwoofer Enclosure

Solution For Infinity

High Range



High Range

A KAPPA K5
High Performance 5-Channel Full Range Amplifier

KAPPA K600
High Performance Mono Audio Subwoofer Amplifier

B KAPPA 60CSX
6-1/2" (160mm) 2-Way Component System with Gap Switchable Crossover

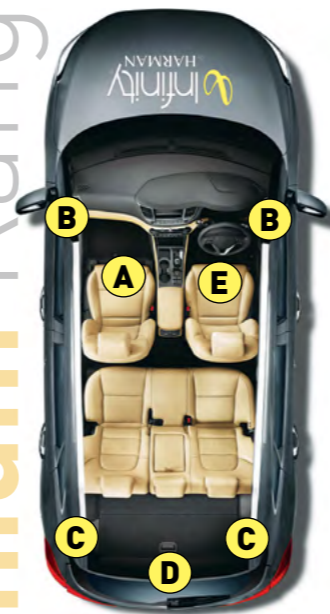
C KAPPA 60CSX
6-1/2" (160mm) 2-Way Component System with Gap Switchable Crossover

KAPPA 62IX
6-1/2" (160mm) 2-Way Audio Multi-element Speaker

D KAPPA 12000W
12" High Performance Audio Subwoofer

E BASSLINK DC
Powered 200-Watt Amplifier and 10" Subwoofer

Premium Range



Premium Range

A KAPPA K4
Class-D High Performance 4-Channel Full Range Amplifier

KAPPA K1000
Class-D High Performance Mono Audio Subwoofer Amplifier

B KAPPA PERFECT 300
6-1/2" (165mm) Extreme Performance 2-Way Component System

KAPPA PERFECT 900
6"X 9" (152mm x 230mm) Extreme Performance 2-Way Component System

C KAPPA PERFECT 600
6-1/2" (165mm) Extreme Performance 2-Way Component System

D KAPPA 12000W
12" High Performance Audio Subwoofer

E BASSLINK DC
Powered 200-Watt Amplifier and 10" Subwoofer



**Experience
Real
Sound**

Everywhere you go

EVERYTHING YOU NEED IN YOUR CAR

**CHINHAN
TECH**

CHINHAN TECH SDN BHA
Pusat Perdagangan Icon City, T3-7-16,
No.1B, Jalan SS8/39, 47300 Petaling Jaya,
Selangor Malaysia



[infinity.malaysia](https://www.instagram.com/infinity.malaysia)



[Infinity Malaysia](https://www.facebook.com/InfinityMalaysia)



www.chinhantech.com



contact@chinhantech.com



+6012-3555157
+6012-6690888